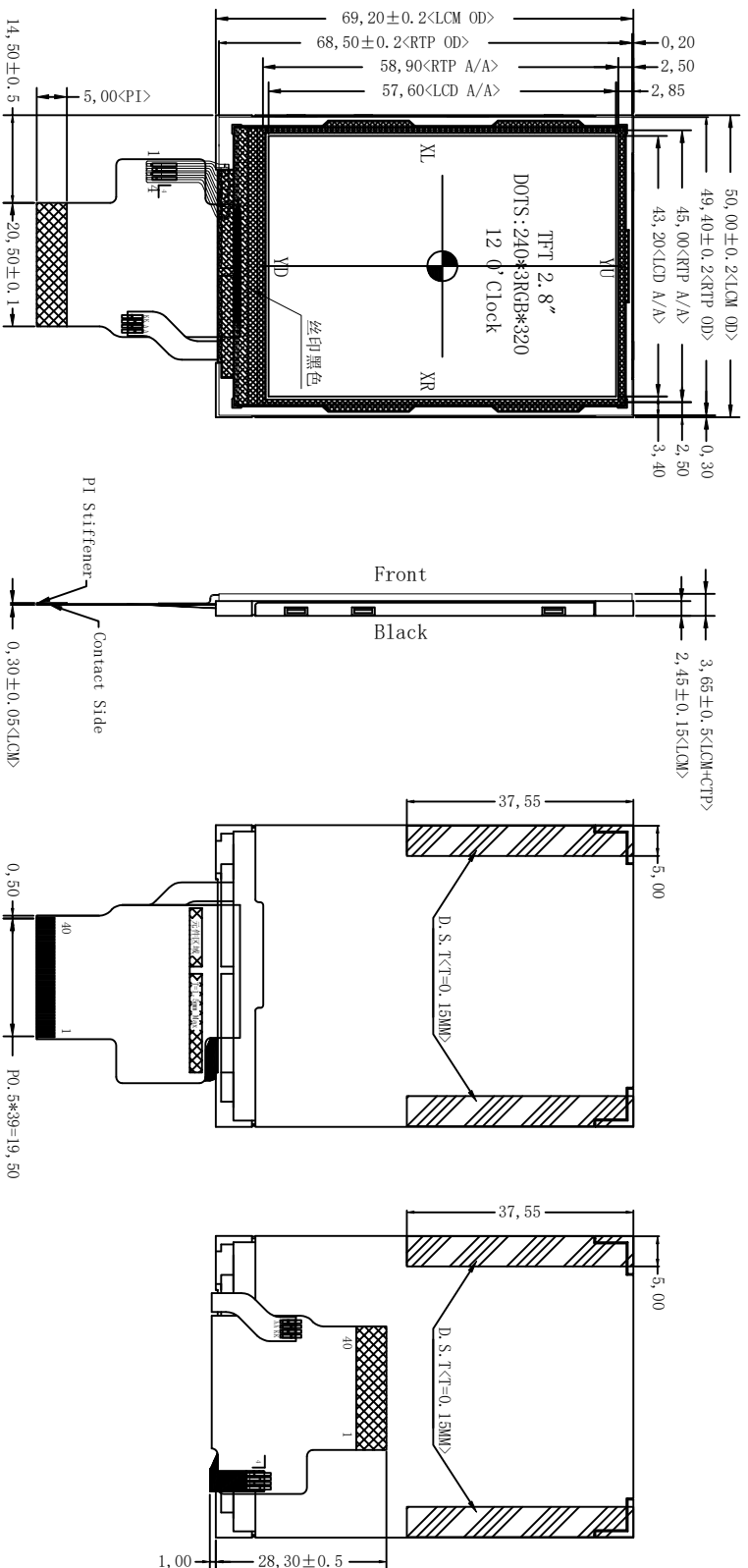
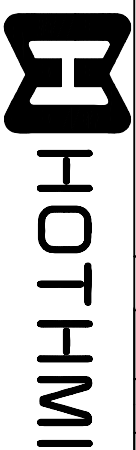
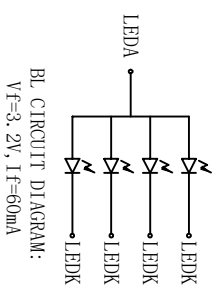


\*\*\* Do not display the fixed pattern for a long time when using a normally black panel, as it may cause image sticking due to the LCM structure. If the screen is displayed in fixed mode, use a screen saver. It is recommended to display the fixed mode in less than 2 minutes or less.



Pin	Signal	Pin	Signal
1	DB0	21	TE
2	DB1	22	DB4
3	DB2	23	DB8
4	DB3	24	DB9
5	GND	25	DB10
6	IOVCC	26	DB11
7	CS	27	DB12
8	RS	28	DB13
9	WR	29	DB14
10	RD	30	DB15
11	NC	31	RESX
12	RTP_XR	32	VCI
13	RTP_YD	33	IOVCC
14	RTP_XL	34	GND
15	RTP_YU	35	DB5
16	LEDA	36	DB6
17	LEBK	37	DB7
18	LEBK	38	NC
19	LEBK	39	NC
20	LEBK	40	NC

D	
*1. LCD Display Type	TFT, Transmissive, Normally White
*2. Viewing Direction	12 O'Clock (U50/D20/L45/R45)
*3. Interface	MCU 8/16
*4. Operating Voltage	IOVCC=1.8V, VCI=3.3V (Typ)
*5. Operating Temp	-20° C~70° C
*6. Storage Temp	-30° C~80° C
*7. Driver IC	ST7789V
*8. Backlight	WHITE VF=3.2V IF=60mA (Typ)
*9. LCM Brightness	280 cd/m <sup>2</sup> (Typ)



Part Title: TFT-H028A5QV7ST2R40

Scale	1:1	Unit	MM	Tol.	±0.3
Ver:	V0	Drawn:	Liu_YL	Date:	2020-02-29