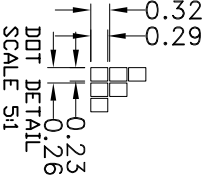
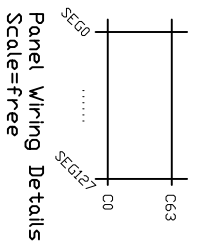
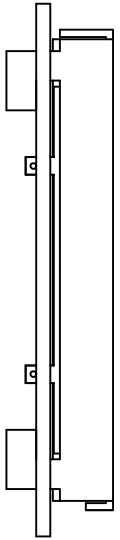
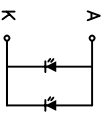


PIN	SYMBOL
1	CS1
2	RES
3	A0
4	SCK
5	SDI
6	VSS
7	VDD
8	NC
9	LEDA
10	LEDK
11	NC



BL Circuit Diagram



*1. LCD Display Type	STN-BLUE, Transmissive, Negative
*2. Viewing Direction	6H
*3. LCD Driver Mode	1/64Duty, 1/9Bias
*4. Operating Voltage	3.3V
*5. Operating Temp	-20°C~70°C
*6. Storage Temp	-30°C~80°C
*7. Driver IC	ST7565R
*8. Backlight	WHITE VF=3.3V If=30mA
*9. RHS	

HOT DISPLAY

Dwg Title: HTM12864-19C-25W-N3S-V06

EDC No: Ver: A/0

Scale: Unit: mm Tol: ±0.5

Drawn: Checked: Date: 2014-10-15