

FEATURES

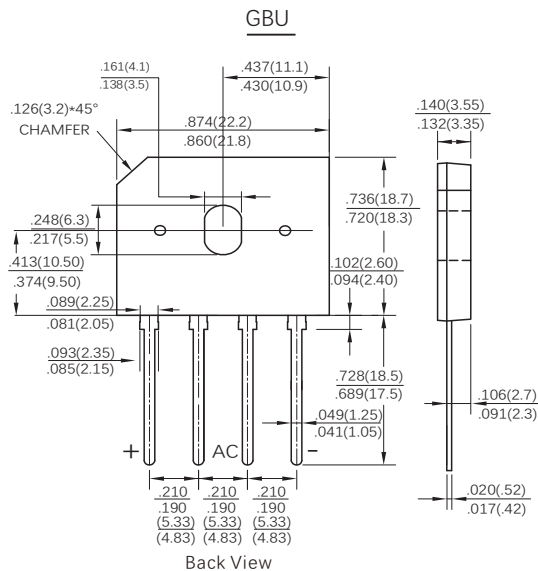
- Plastic package has Underwriters Laboratory Flammability Classification 94V-0
- Glass passivated chip junction
- High current capability,Low forward voltage drop
- Soft recovery improves EMC performance
- High temperature soldering guaranteed:260°C/10 seconds at terminals
- Component in accordance to RoHS 2015/863/EU

MECHANICAL DATA

- Case: GBU molded plastic body
- Terminals: Plated leads solderable per MIL-STD-750,method 2026
- Mounting Position: Any

TYPICAL APPLICATIONS

Used in AC/DC bridge full wave rectification for SMPS, lighting ballaster, adapter, charger, home appliances, office equipment, and telecommunication applications.



Back View
Dimensions in inches and (millimeters)

MAXIMUM RATINGS AND ELECTRICAL CHARACTERISTICS

(Rating at 25°C ambient temperature unless otherwise specified. Single phase ,half wave , resistive or inductive load. For capacitive load,derate current by 20%.)

Parameters	Symbol	RGBU2510	Units
Maximum Reverse Peak Reverse Voltage	V_{RRM}	1000	Volts
Maximum RMS Voltage	V_{RMS}	700	Volts
Maximum DC Blocking Voltage	V_{DC}	1000	Volts
Maximum Average Forward Rectified Current, (See Fig 2)	$I_{F(AV)}$	25.0	Amps
Peak Forward Surge Current 8.3ms single half sine-wave superimposed on rated load	I_{FSM}	300	Amps
Rating for Fusing (t =8.3ms)	I^2t	373	A ² S
Maximum Instantaneous Forward Voltage at 12.5A DC	V_F	1.25	Volts
Maximum DC Reverse Current at rated DC blocking voltage	$T_A=25^{\circ}C$	5	μA
	$T_A=125^{\circ}C$	100	μA
Typical Junction Capacitance (Note 1)	C_j	70	pF
Typical thermal resistance (Note 2)	Junction-Ambient	$R_{\theta JA}$	25
	Junction-Case	$R_{\theta JC}$	1.0
Maximum reverse recovery time(Note3)	trr	500	ns
Operating junction and storage temperature range	T_j, T_{STG}	-55 to +150	°C

NOTE: 1.Measured at 1MHz and applied reverse voltage of 4.0 Volts.
2 Unit mounted on 50mm x 50mm x 1.6mm copper plate heatsink
3. Test conditions: $I_s=0.5A, I_R=1.0A, I_{RM}=0.25A$.

FIG.1-MAXIMUM FORWARD SURGE CURRENT

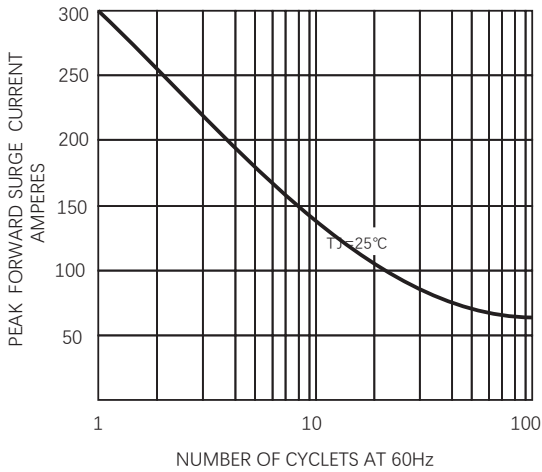


FIG.2 FORWARD CURRENT DERATING CURVE

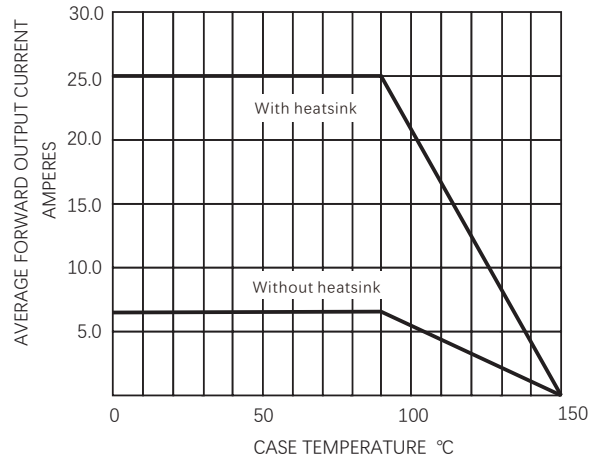


FIG. 3-TYPICAL FORWARD CHARACTERISTICS

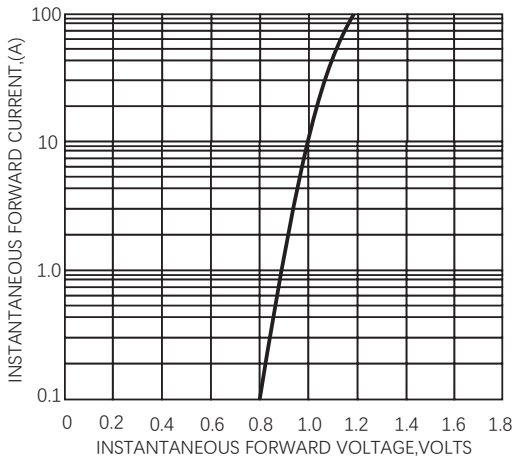
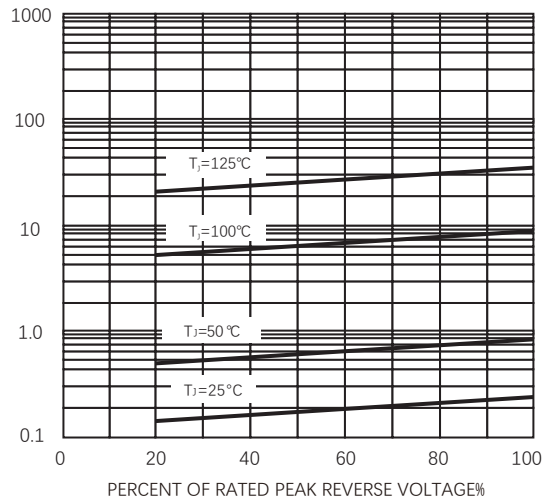


FIG.4 -TYPICAL REVERSE CHARACTERISTICS



Friendship Reminder

- JiNan JingHeng (hereinafter referred to as JH) reserves the right to make changes to this document and its products and specifications at anytime without notice.
- Customers should obtain and confirm the latest product information and specifications before final design, purchase or use.
- JH makes no warranty, representation or guarantee regarding the suitability of its products for any particular purpose, nor does JH assume any liability for application assistance or customer product design.
- JH does not warrant or accept any liability with products which are purchased or used for any unintended or unauthorized application.
- No license is granted by implication or otherwise under any intellectual property rights of JH.
- JH's products are not authorized for use as critical components in life support devices or systems without express written approval of JH.