

鸿达电子有限公司

【产品规格书】

HONG DA ELECTRONIC CO., LTD.

HD:2009年第一版

玻管式保险丝

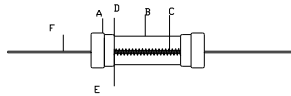
Fuse for Instrument, Power and telephone (Nonindicating)

1. 适用范围:本标准适用于保护仪器, 各类电器元件, 电源供应器和电话机用之玻管式熔断保险丝.

1. Available Range: For protecting instruments, all electron or electrical power supplies and telephone sets

2. 形状及尺寸如下图: (单位:mm)

2. Shape & size as following illustrations: (unit:mm)






2.1 构造形状如上图: (Structure & Shape as shown in figure above)

$3^{\pm 0.2}$ mm * $10^{\pm 1}$ mm (_____ inch _____ inch) formally called _____

2.2 额定电压 (Rated Voltage): 250V AC

2.3 额定电流 (Rated Current): T5A AC

NO	Parr Name 部名	Material材料	Size尺寸
A	Ferrule Cap套盒(铜头)	Copper (nickel plating) 铜(镀镍)	$3.6 * 3.65 \pm 0.2$
B	Tube 筒管	Glass Tube (transparent) 玻管(透明)	$3.0 * 9.3^{\pm 0.5}$
C	Fuse Soluble Element 可熔体	Silver Alloy 银合金线	
D	Adhesive 粘胶	Resin & Hardening Agent 树脂硬剂	
E	Solder 焊锡	Sn 锡 99.3% Cu 0.7% & rosin alcohol flux 焊剂	$\Phi 0.8$ mm
F	Pig 引线	Copper Plating Tin 铜镀锡	$0.60 * 30 \pm 0.5$

2.4 标识 (Mark) 3.15A250V   

3. 材料 (Material)

3.1 玻管本体: 透明玻璃管可清晰见到内部之熔线但不可破裂或变形.

3.1 Glass tube: Transparent glass in which the fuse is clear and perspectable. No breaking or deformation.

- 3.2 两端铜盖:须以导电良好之黄铜底材料.
- 3.2 Tow brass and caps:Made of brass of good conductivity.
- 3.3 铜盖处理:铜盖部分镀镍 标示最后若加“S”者表示须镀银
- 3.3 Coating of brass caps plating the surface with nickel If the indicator is added with "S". it needs to be plated with silver.
- 3.4 铜盖强度:铜盖和玻管本体间的扭力最小720g/cm.
- 3.4 Strength of brass caps:The minimum torsion between brass caps and glass tube is 720g/cm.
- 4 电气特性:(Characteristics of Electrical Appliances)
- 4.1 负载容量:额定电流测100%, 能继续通电无任何熔化现象.
- 4.1 Loading Capacity :The listed electrical (Included) add 100% for following, add it's available to let current current. Keep on flowing without any melting.
- 4.2 温度特性:进行上项测试须1.5小时后继续维持原加之电流, 每隔十分钟测试一次, 连续测三次, 温度不得升高, 若使用热偶式测量方法(Thermocouple method)则本体温升在70° C以下, 若使用温度计测量方法则在 50° C以下.
- 4.2 Temperature:Proceed the preceding test for 1.5 hours ,Keep testing it with the original current every 10 minutes.Continue to test it for 3 times The temperature is not allowed to be higher The main temperature is below 70° C by way of Thermocouple Method While it keeps below 50° C by way of Thermometer Method.
- 4.3 电阻测量:调整保险丝之额定电流达10%时, 在保险丝两端使用高阻抗电压表测量降压值, 以计算电阻值或电桥方式测量(额定电流2.5安培含以上者, 无须测量电阻值)
- 4.3 Resistance Measuring:Adjust the fuse upto listed electrical current 10%, we measure on two ends of the fuse with high voltage meter and calculate the resistance value with electrical bridge way. (If the listed current equal or more the 2.5 Amp, it's not necessary to measure the resistance value)

ELEARING TIME

熔断时限

电流Amper	1000%Roating	400%Roating	275%Roating	210%Roating
时间Time	Max:300msMin:20ms	Max :3s Min:150ms	Max:10s Min:600ms	Max: 120s Min:
电压Voltege	250V	250V	250V	250V

5. 机械特性 (Mechanical Properties):

乃经下述实验证明 (Terminal Connections & Lead Solderability)

5.1 拉力强度 (Terminal Strength)

当施加轴向拉力 1.1 磅于两端导线 (或套盖) 5 分钟后, 无松动或损坏现象发生.

Lead and/or caps are soldcred(adhcrd) to with stand axial pulling force of 1.1 pounds for 5 mine.without loosening or any harmfulness to firmly arlachment.

5.2 回转强度 (Torsion Strength)

① 固定一端铜头, 另一端施加 720 g/cm 的力左右摇动, 铜头不得松动及发生任何本体的损坏.

After being subjected to 720 g/cm torsion to one cap while other terminal fixed ,no any damage or loosmning resulted.

② 一端导线弯折90度, 本体以原轴旋转360度(5秒), 三次不同方向之旋转后, 导线或结合处不发生损坏.

One lead bent through 90° the body be clamped and rotated through 360° at a rate or(5 sec) about the original axis,Vophysical damage to leads or connections resulted after 3 time successive-altematero-tations.

5.3 弯折强度 (Bending Strength):

导线经过两次反方向之弯折后 (弯折90度同折回原位置之一次弯折) 不发生损坏.

After two bends of Opposite directions(bending through an angle of 90° and back is detined as one bond) of lead ,Nodamage are to be visualized.