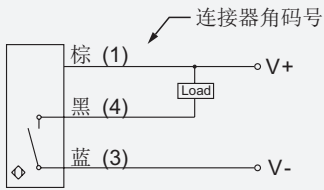
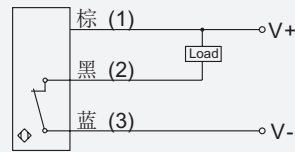


接近开关线路图

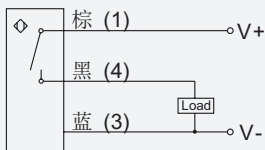
(1) DC 3线 NPN-N.O.



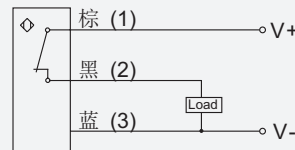
(2) DC 3线 NPN-N.C.



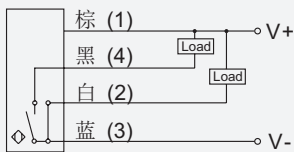
(3) DC 3线 PNP-N.O.



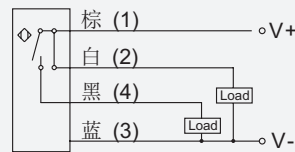
(4) DC 3线 PNP-N.C.



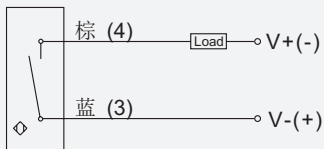
(5) DC 4线 NPN-N.O. & N.C.



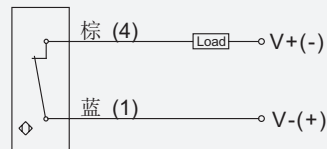
(6) DC 4线 PNP-N.O. & N.C.



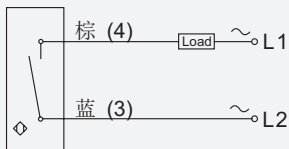
(7) DC 2线 -N.O.



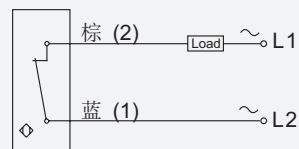
(8) DC 2线 -N.C.



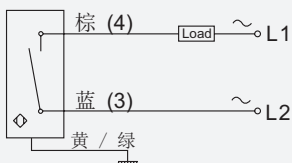
(9) 塑料外壳
AC 或 AC/DC 20-250V 2线 -N.O.



(10) 塑料外壳
AC 或 AC/DC 20-250V 2线 -N.C.



(11) 金属外壳
AC 或 AC/DC 20-250V N.O.



(12) 金属外壳
AC 或 AC/DC 20-250V N.C.

